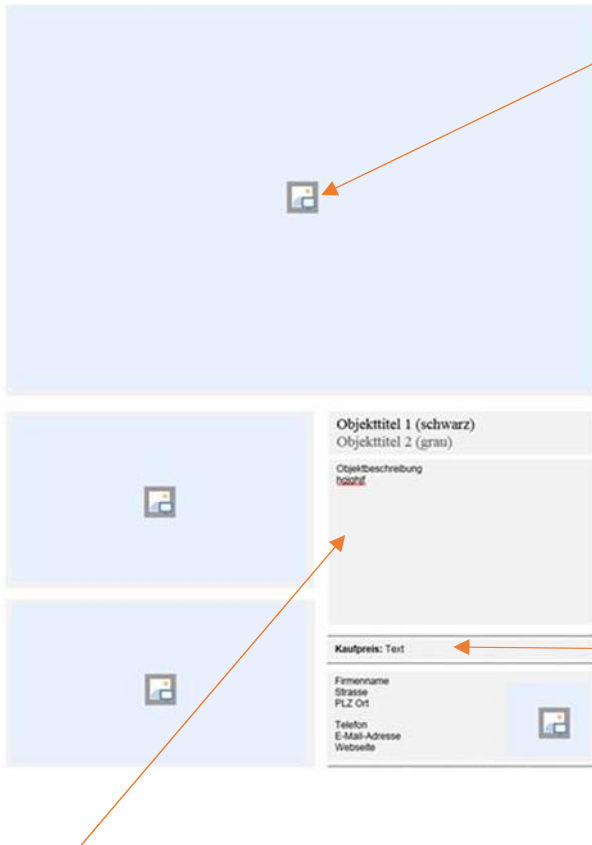


Residence “real estate offers”: How to enter data

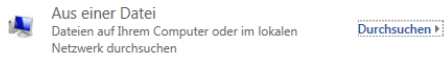
Select and open a template (different versions are available on the following pages)



Insert an image:

Click on the image icon

Bilder einfügen



Click browse and then select the requisite image file

Swap image:

Right-click on the image and select “Change image”. Repeat the upload process.

Purchase price:

Select the required price or overwrite the default text

Enter text:

Click in the text boxes and overwrite the sample text.

Permitted:

- Bold and italic text, breaks, empty lines
- Bullet points
- Special characters such as dashes, m², and m³

Not permitted:

- Changing the font type or font size
- Text in colours

Copy and paste text:

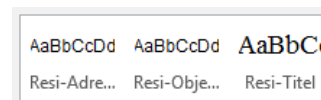
Paste the copied text into the text boxes (Click in the box, press Ctrl + A, and then paste in the text)

Style sheets/formatting templates

Resi-Adre... Address field

Resi-Obje... Text field for property description

Resi-Titel... Text field for property name



Please note: this form is not a full template. It is to be used only as a design and text template for creating printed documents.

Please provide (upload via website) the original image files separately with the correct extension (jpg, tiff, etc.)